

# Washington LGBTQ+ Survey: Demographics and Policy Experiences

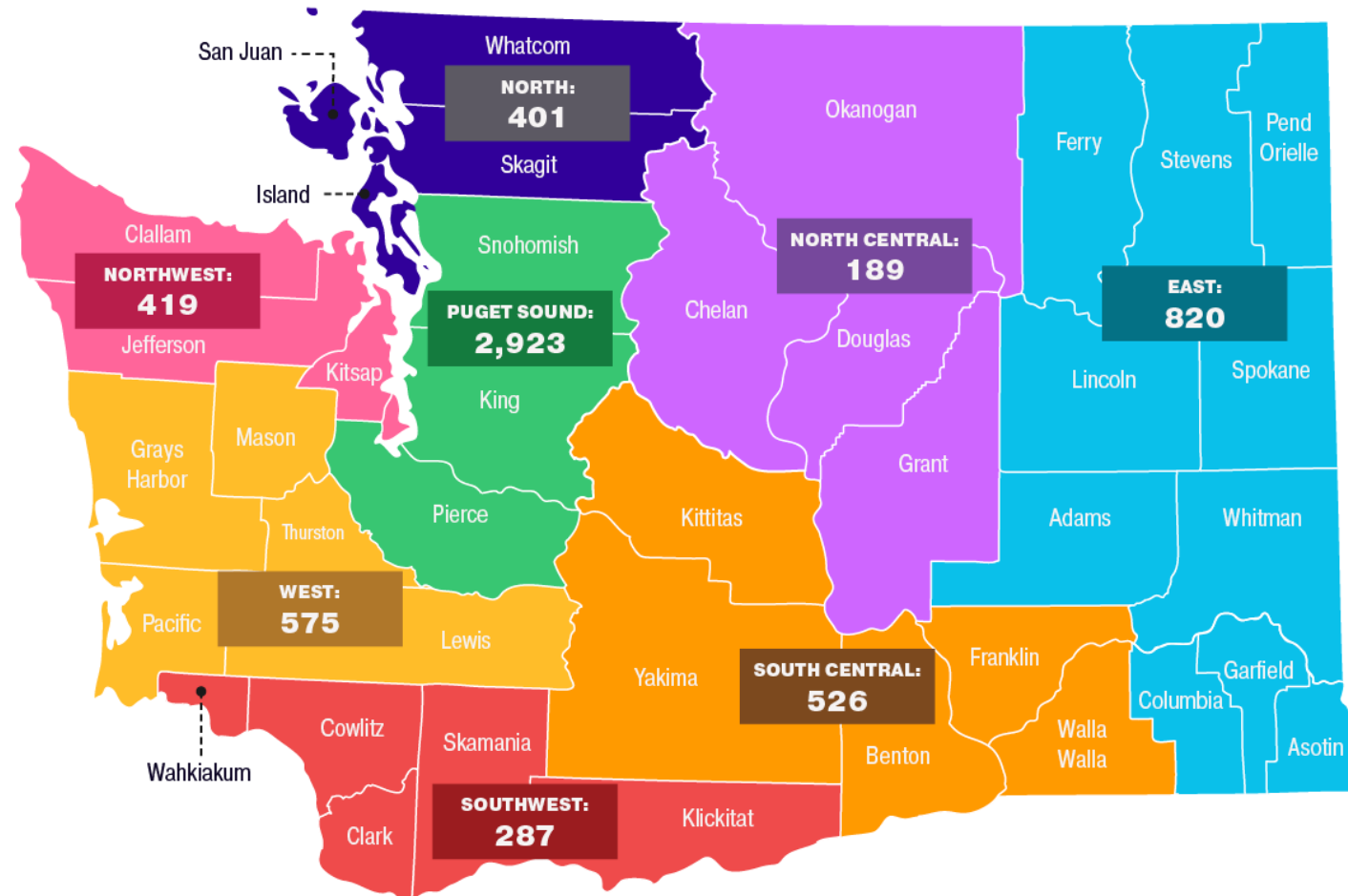
# Overview

- Demographics
- Living in Washington
- LGBTQ+ resources and policies
- Experiences with gender-affirming legal processes
- Suggestions for policy improvements

# Demographics

(6,659 survey participants)

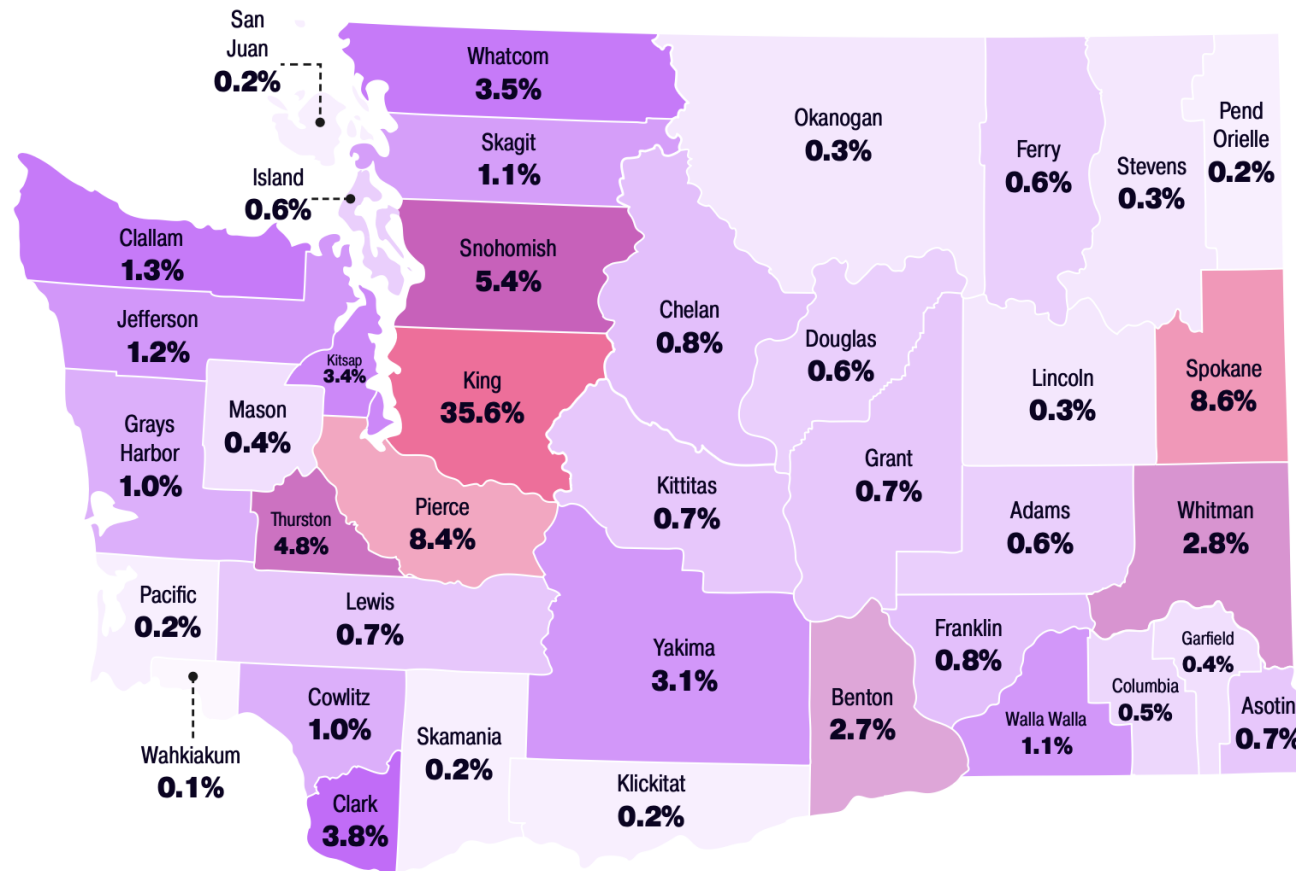
# Region of residence



# County of residence

Percent of Survey Participants Residing in County

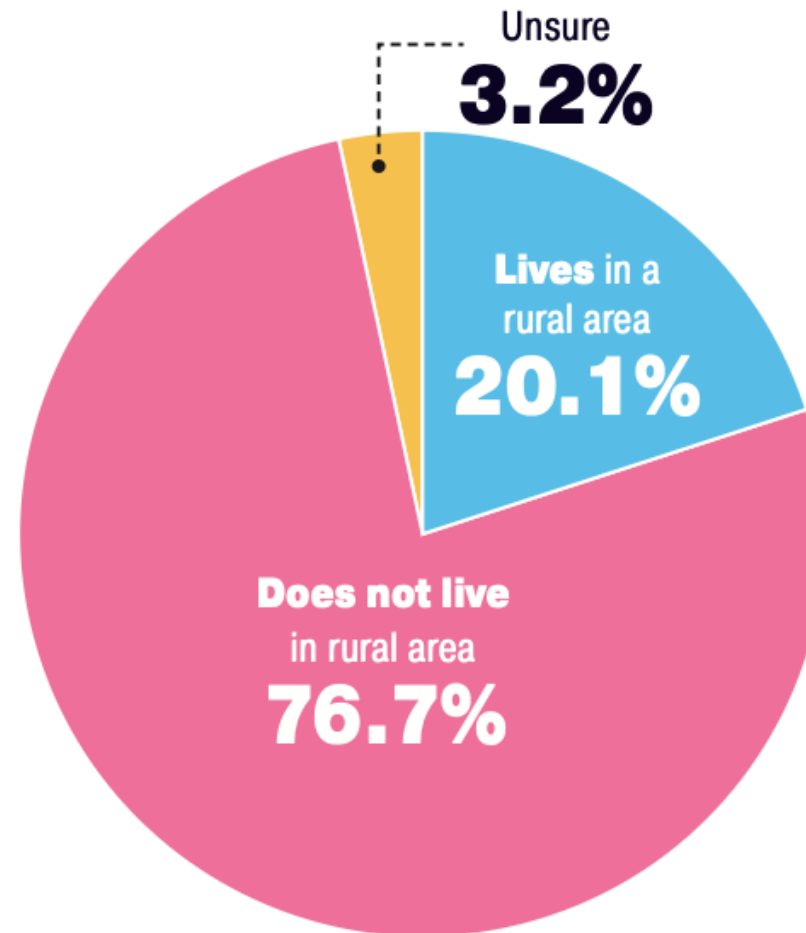
(6,098 participants)



# Rural area residence

Do you live in a rural area  
(that is, an area not  
immediately surrounding a  
city; a small town generally  
surrounded by open land)?

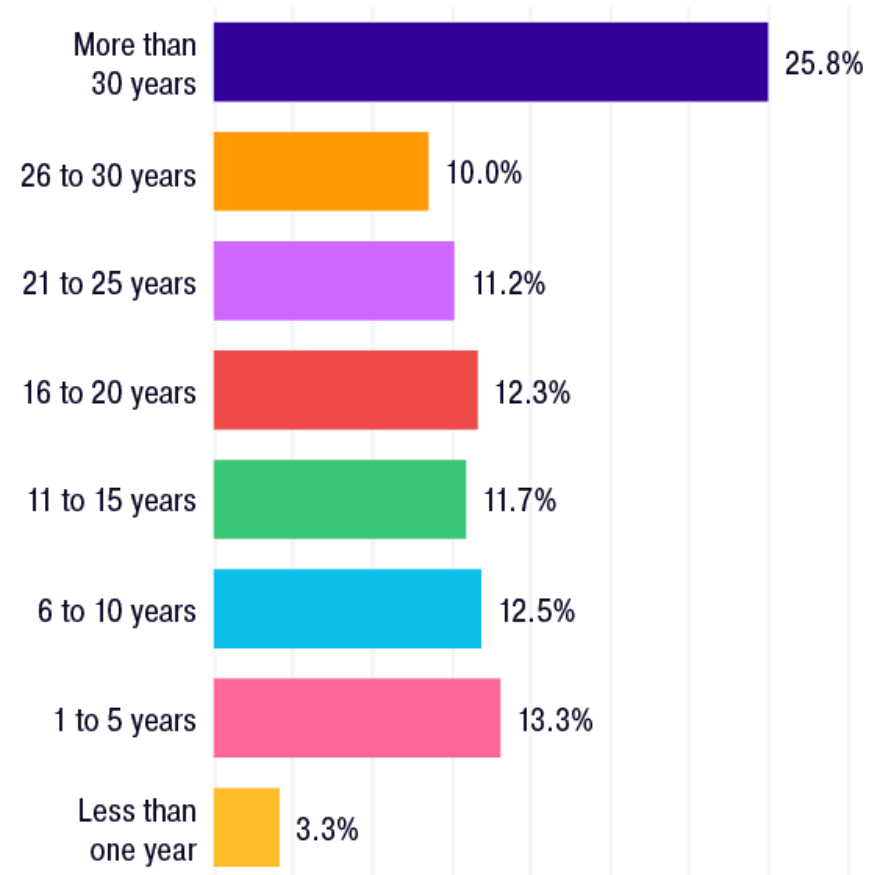
(6,091 participants)



# Duration of living in WA

How long have you lived in Washington?

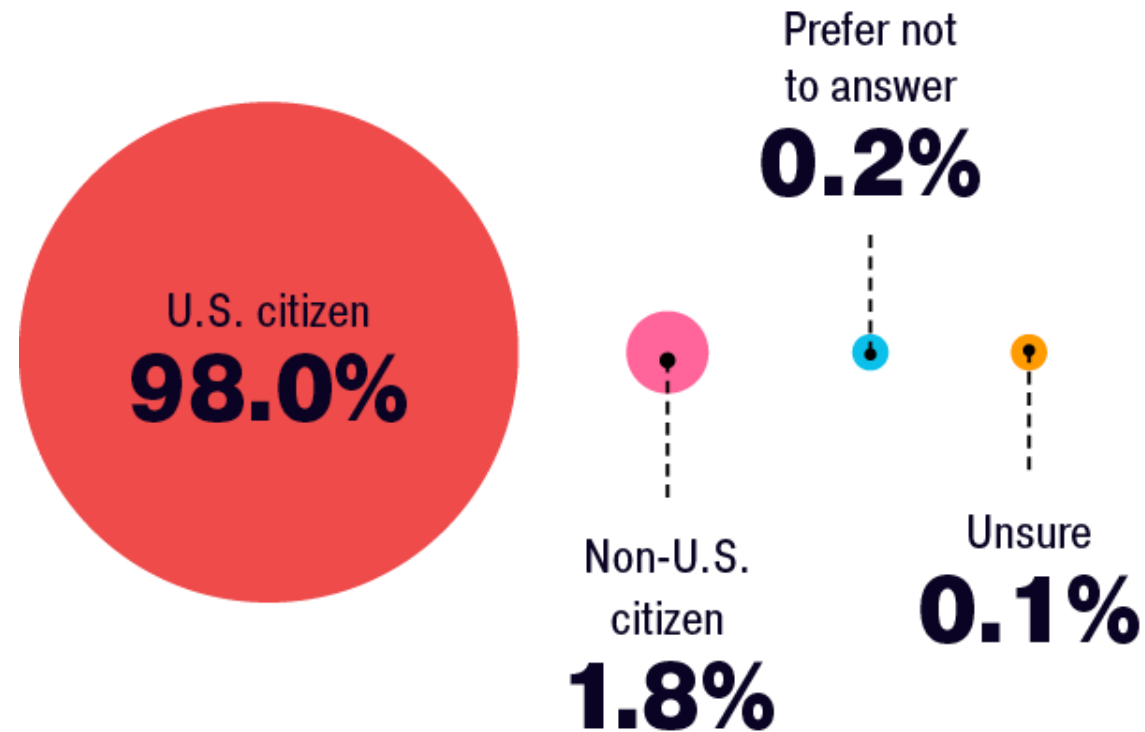
(6,096 participants)



# U.S. citizenship

Are you a citizen of the United States?

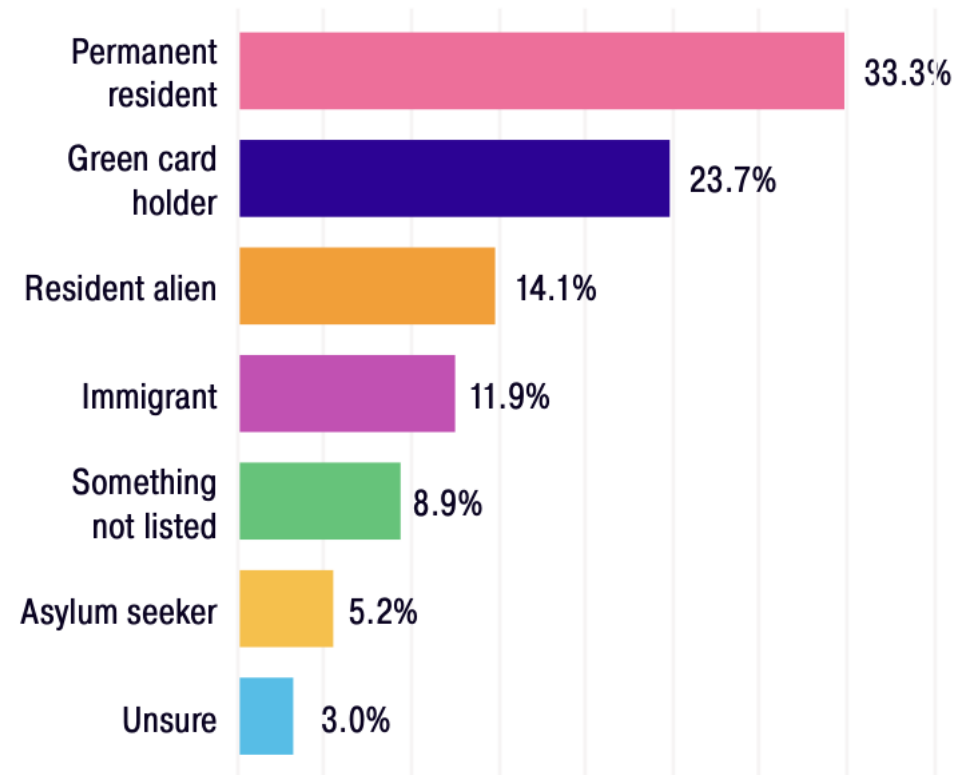
(5,516 participants)





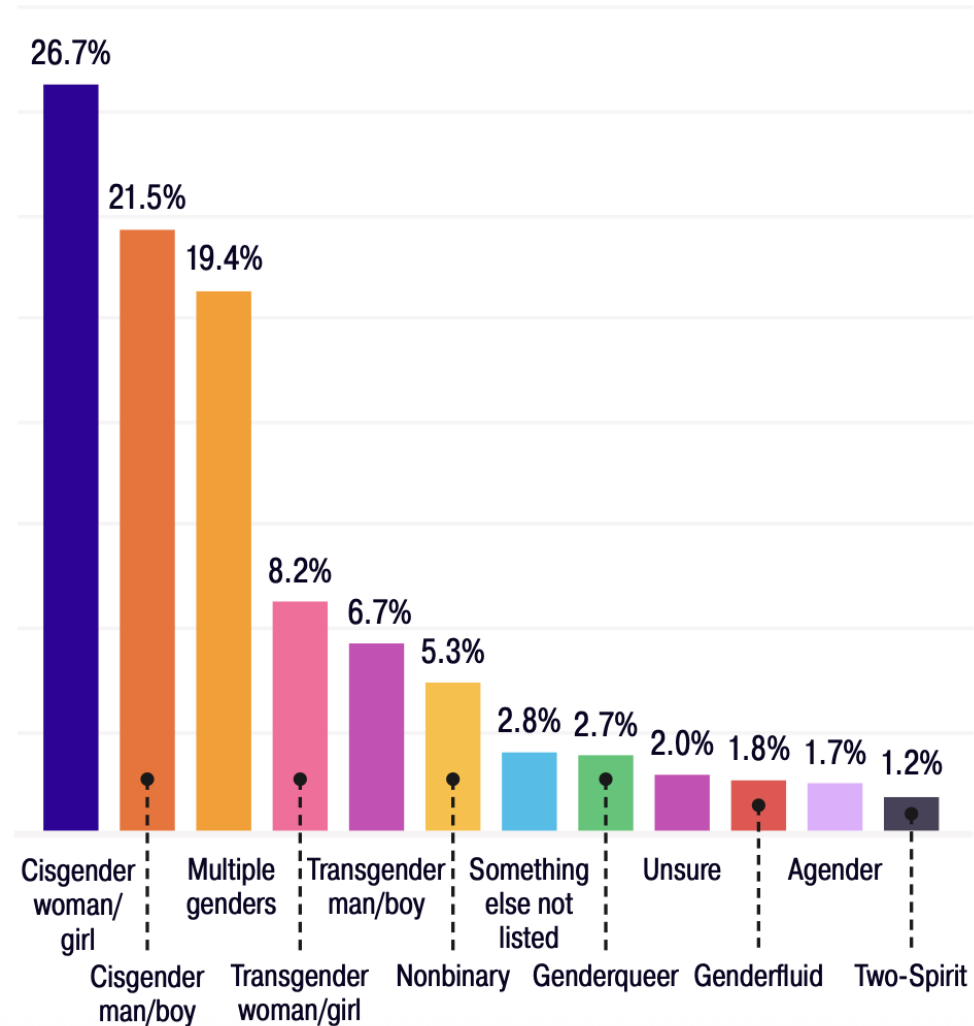
# Immigration

**Of 135 participants who reported their immigration status:**



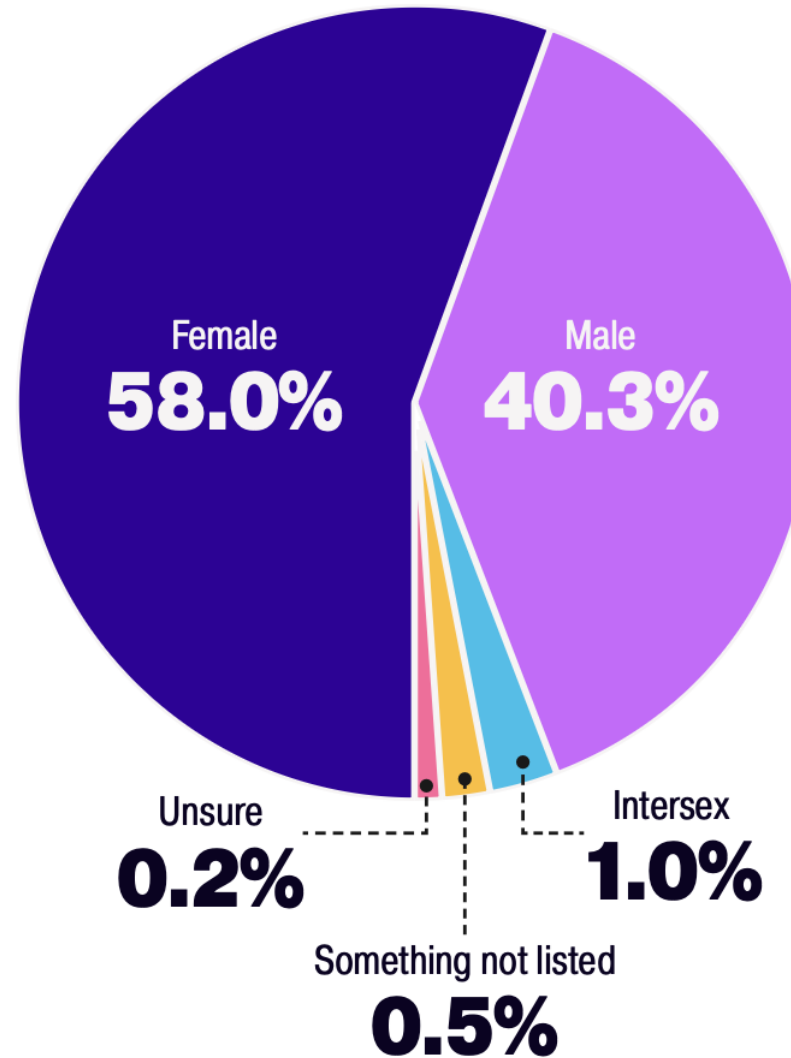
# Gender

Which describes your gender?  
(6,163 participants)



# Sex

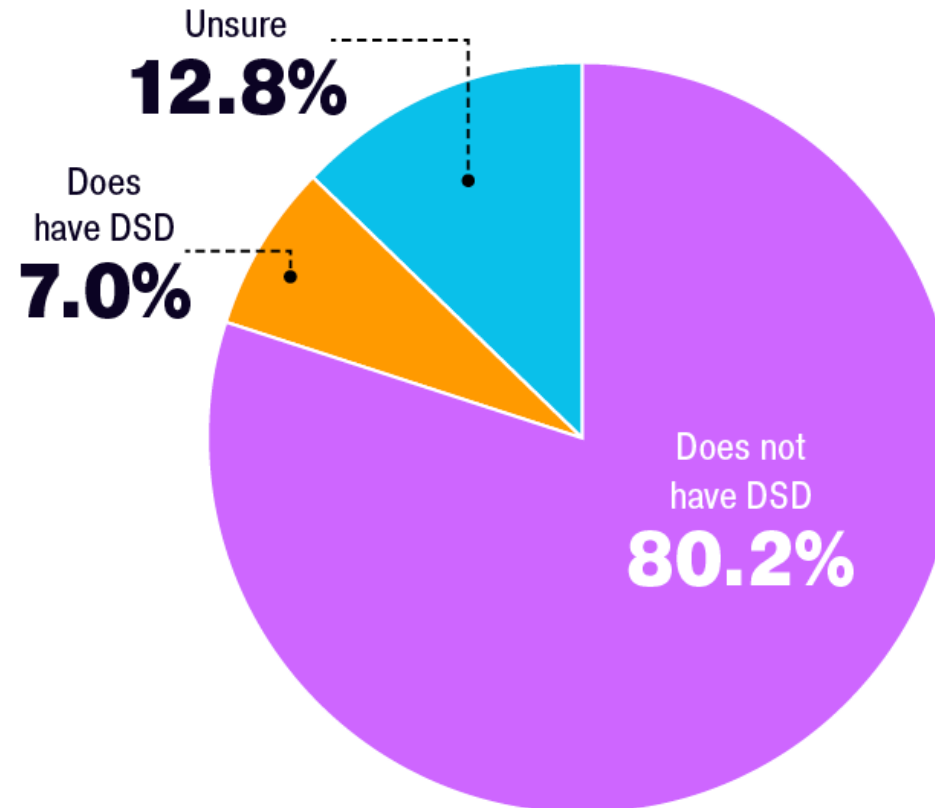
What sex were you assigned at birth?  
(6,155 participants)



# Difference of sex development

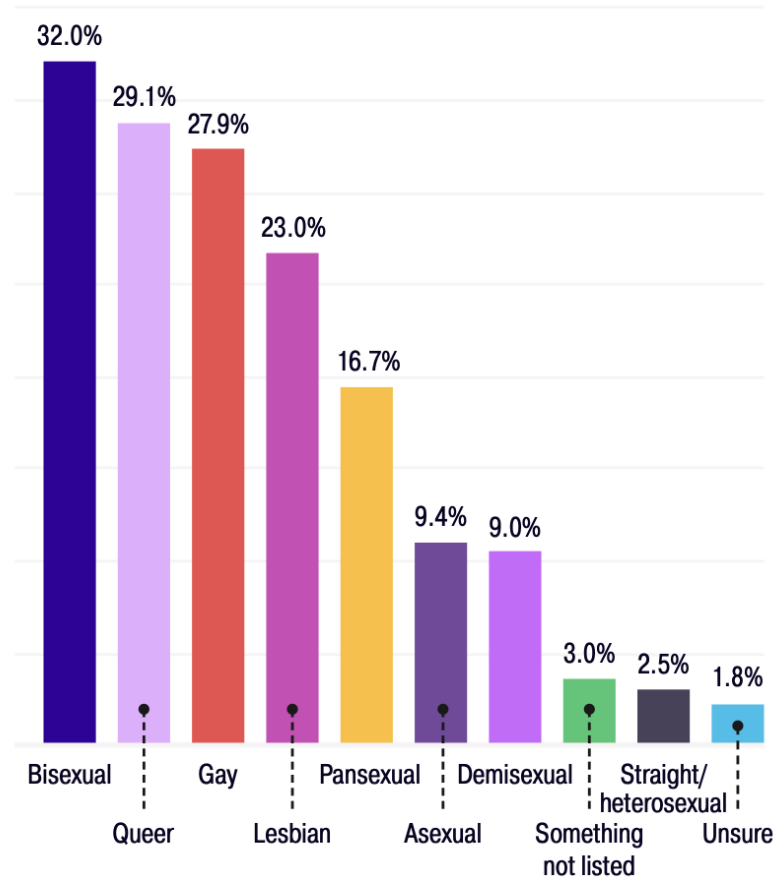
Do you have a difference of sex development (DSD)?

(6,164 participants)



# Sexual orientation

**Which sexual orientation describes you?**  
(6,166 participants)



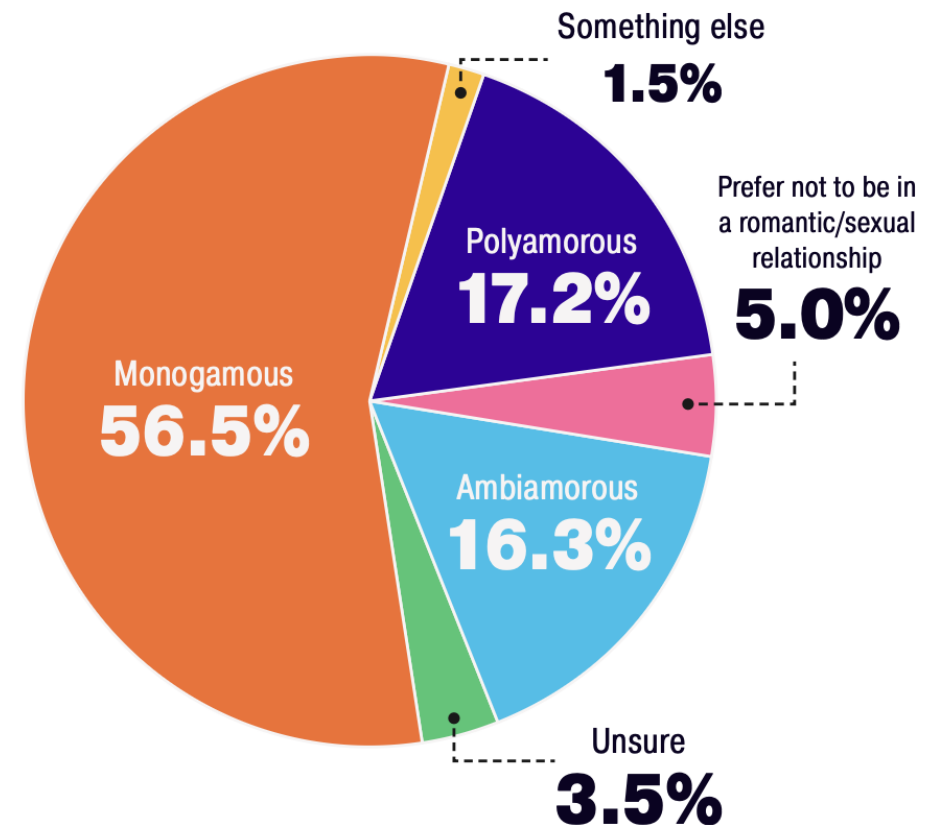
# Relationship structure

## Definitions:

- Monogamous** (When a person has romantic, sexual, and/or emotional relationships with only one partner at a time)
- Polyamorous** (When a person may have romantic, sexual, and/or emotional relationships with multiple partners at the same time, and generally all partners are aware of the existence of multiple relationships/partners)
- Ambiamorous** (When a person may have a romantic, sexual, and/or emotional relationship with one person at a time OR may have romantic, sexual, and/or emotional relationships with multiple people at the same time, depending on their situation, with a key factor often being the preferences of a current partner)

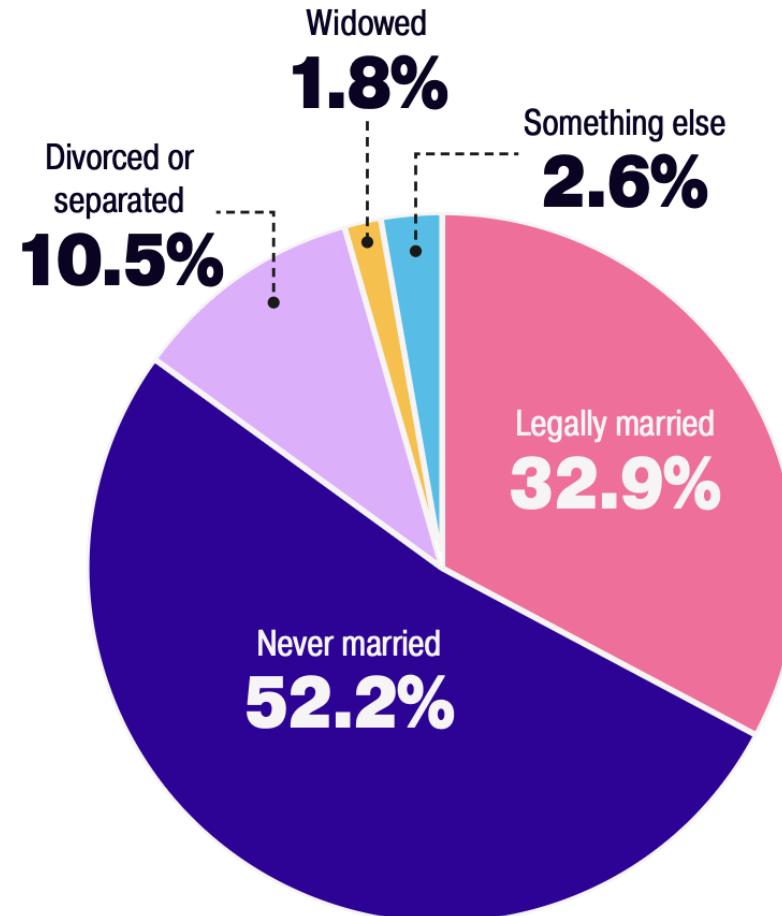
## Which best describes your preferred romantic/sexual relationship structure?

(6,148 participants)



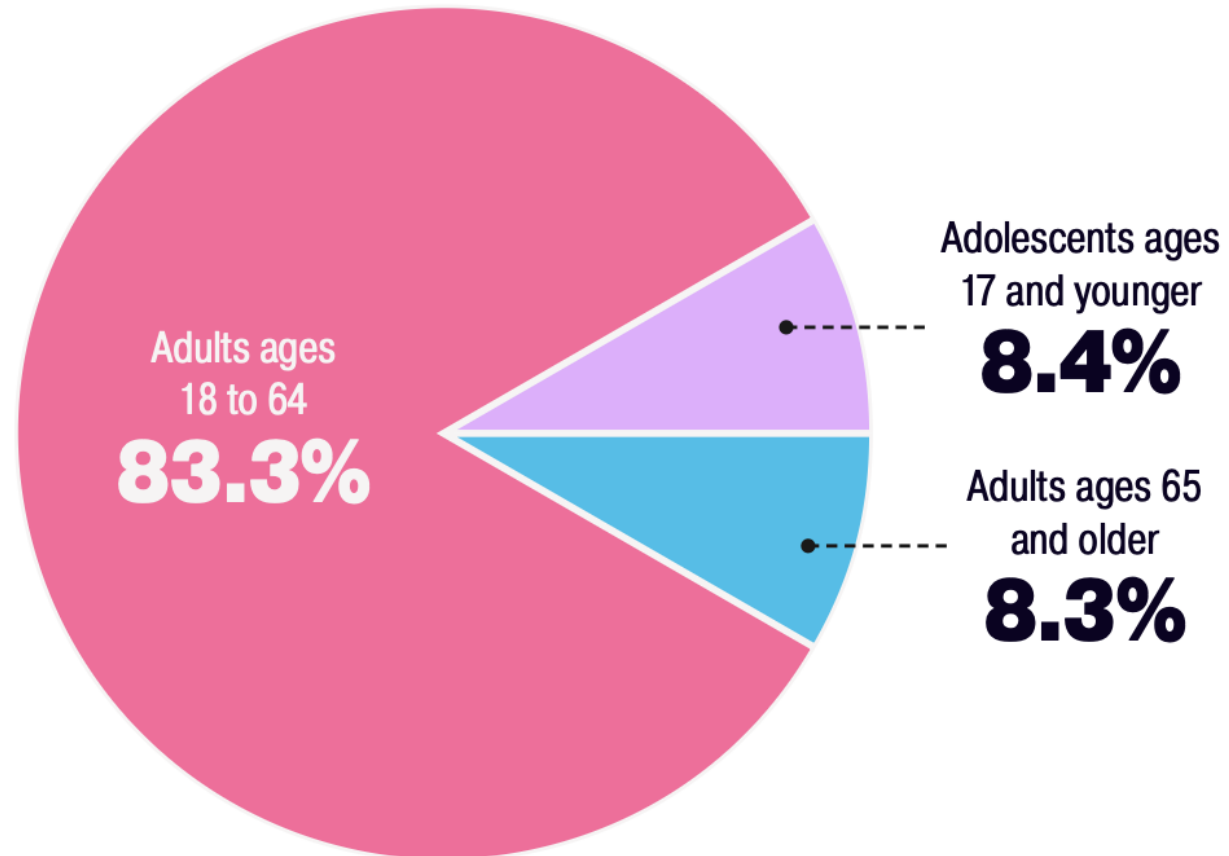
# Marital status

Which describes your current marital status  
(6,102 participants)



# Age

What is your age range?  
(6,138 participants)

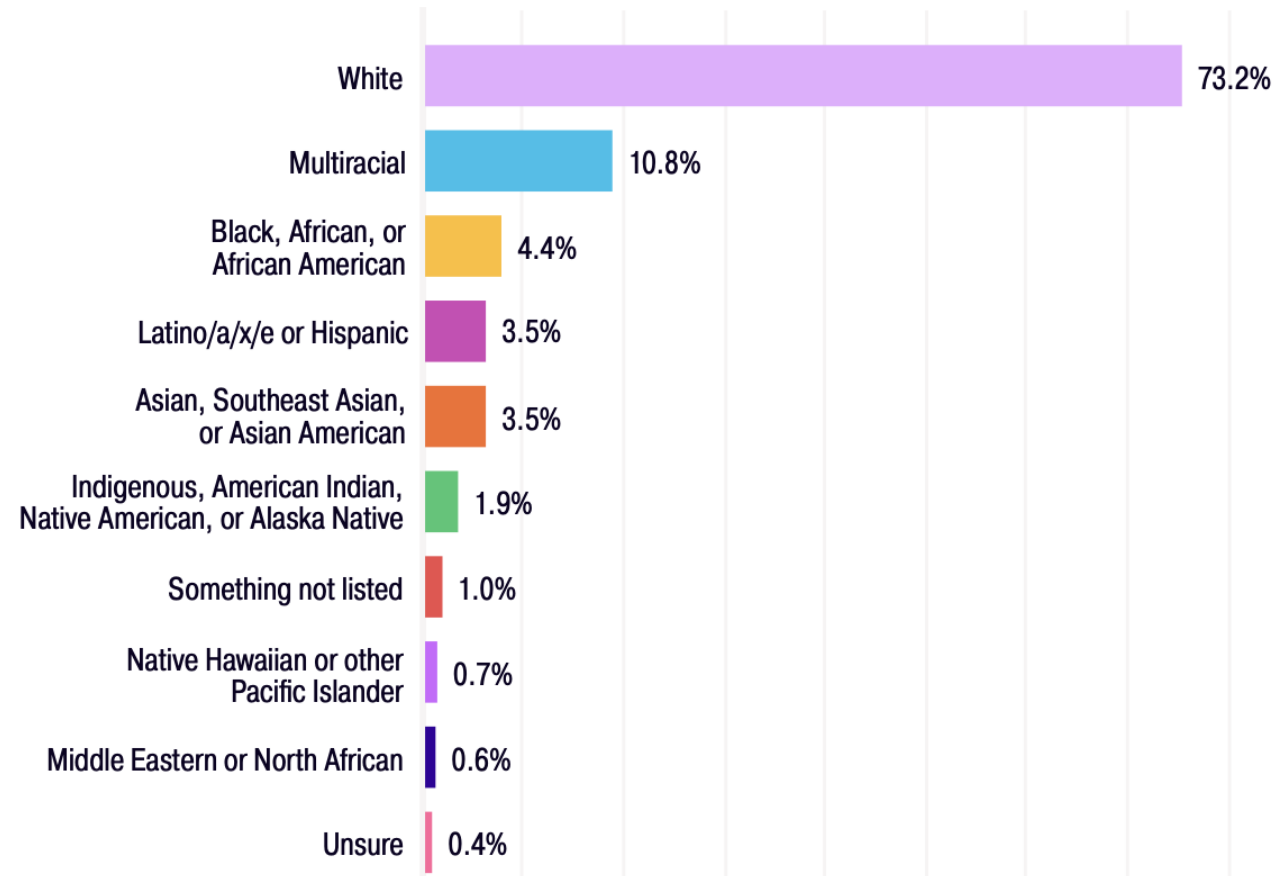




# Race/ethnicity

What is your race/ethnicity?

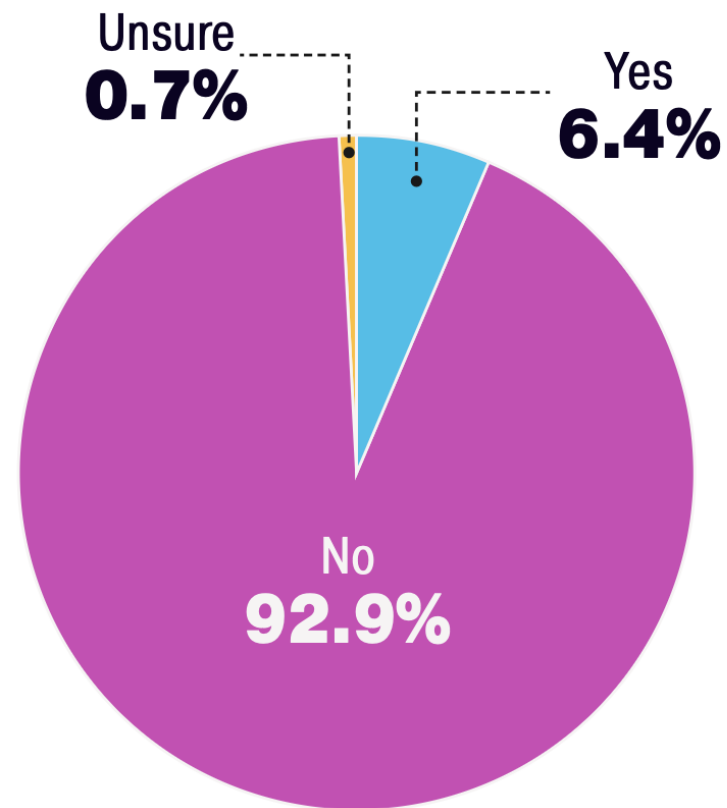
(6,138 participants)



# Tribal affiliation

Are you an enrolled member of a Native American nation or tribe?

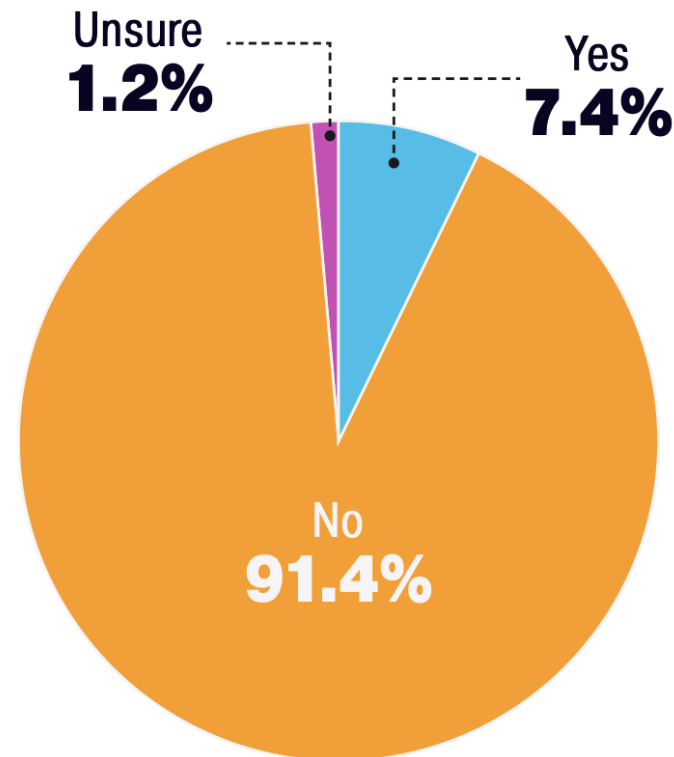
(6,145 participants)



# Alaska Native or American Indian

Do you identify as Alaska Native  
or American Indian?

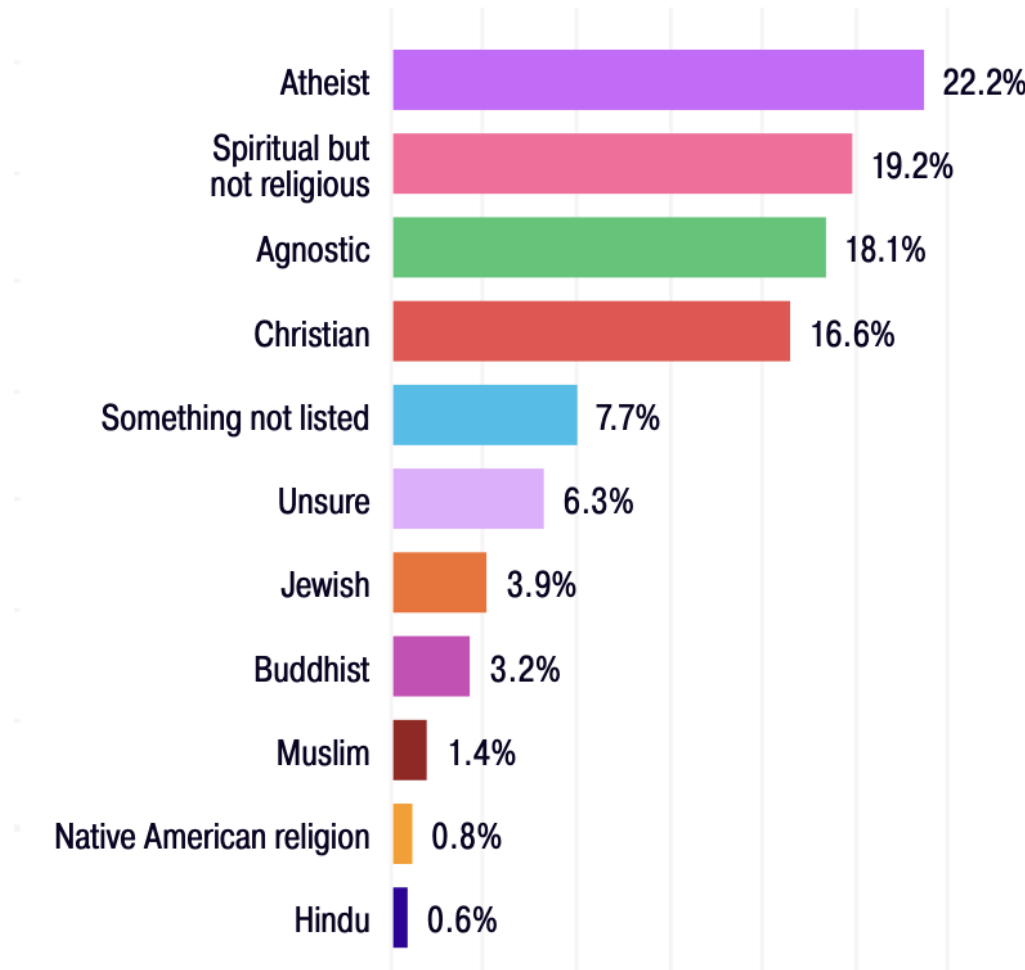
(6,121 participants)



# Religion

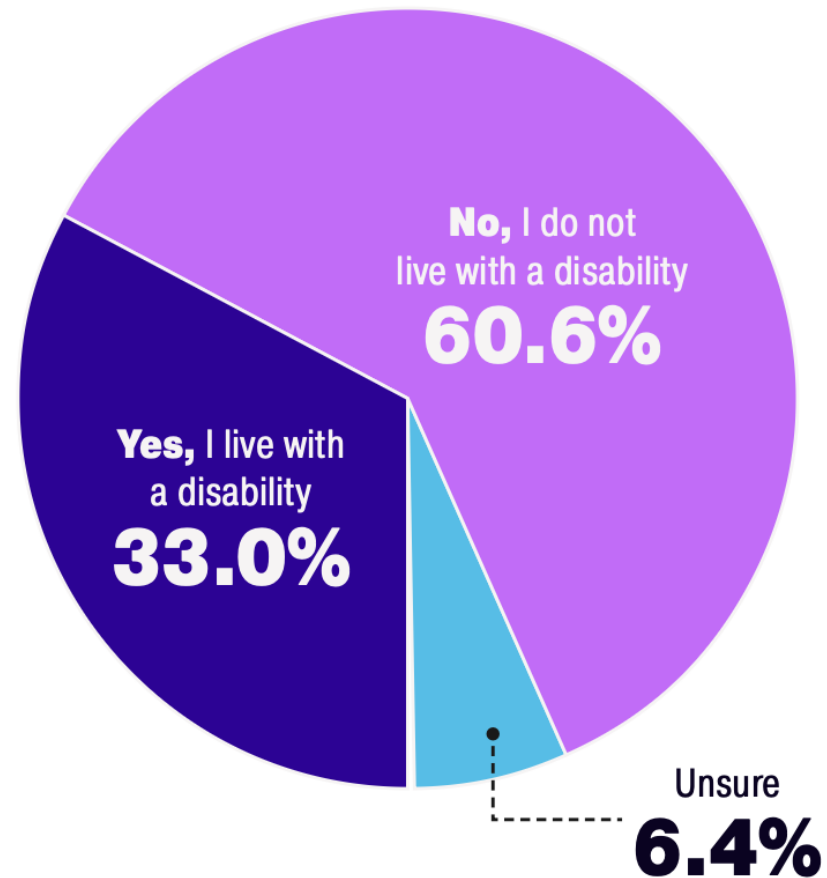
**Which religion or perspective at best represents  
your beliefs?**

(6,143 participants)



# Disability

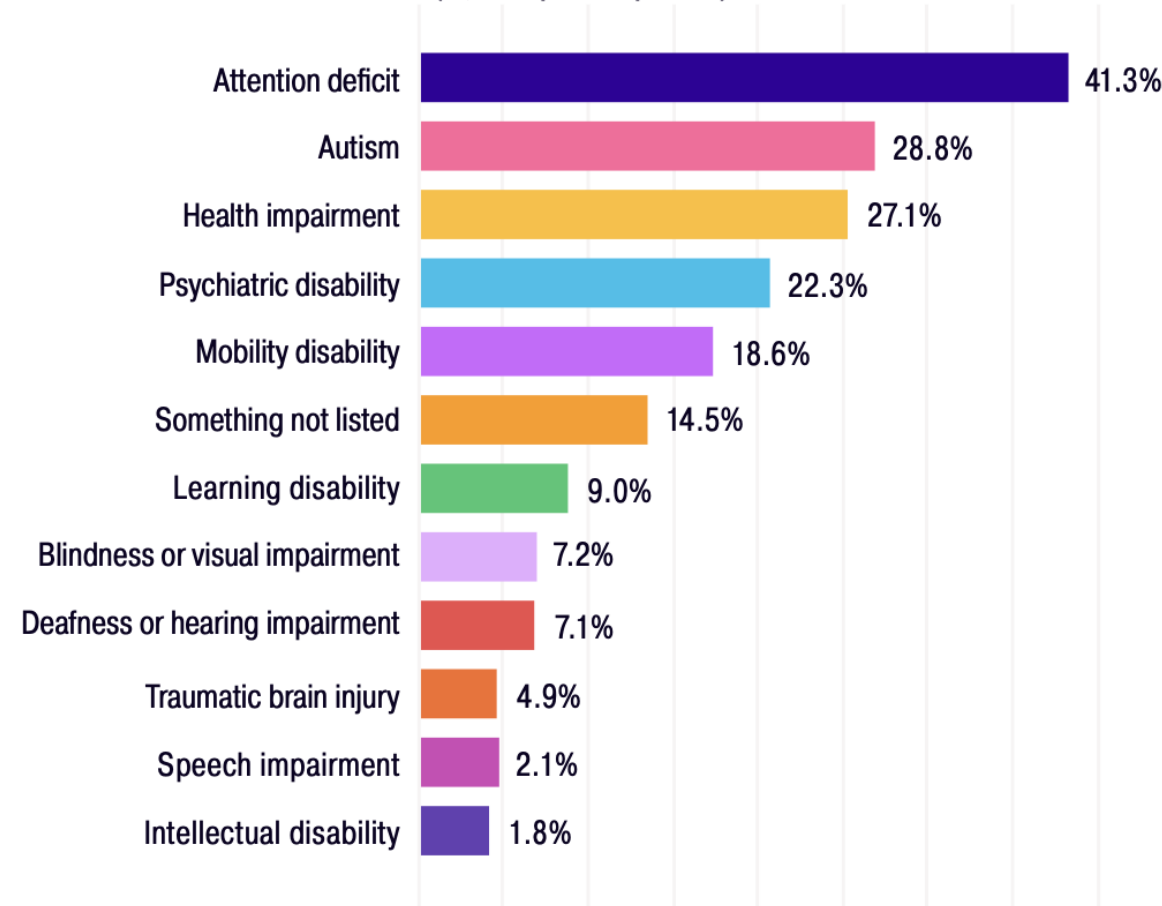
**Do you live with a disability?**  
(6,148 participants)



# Disability

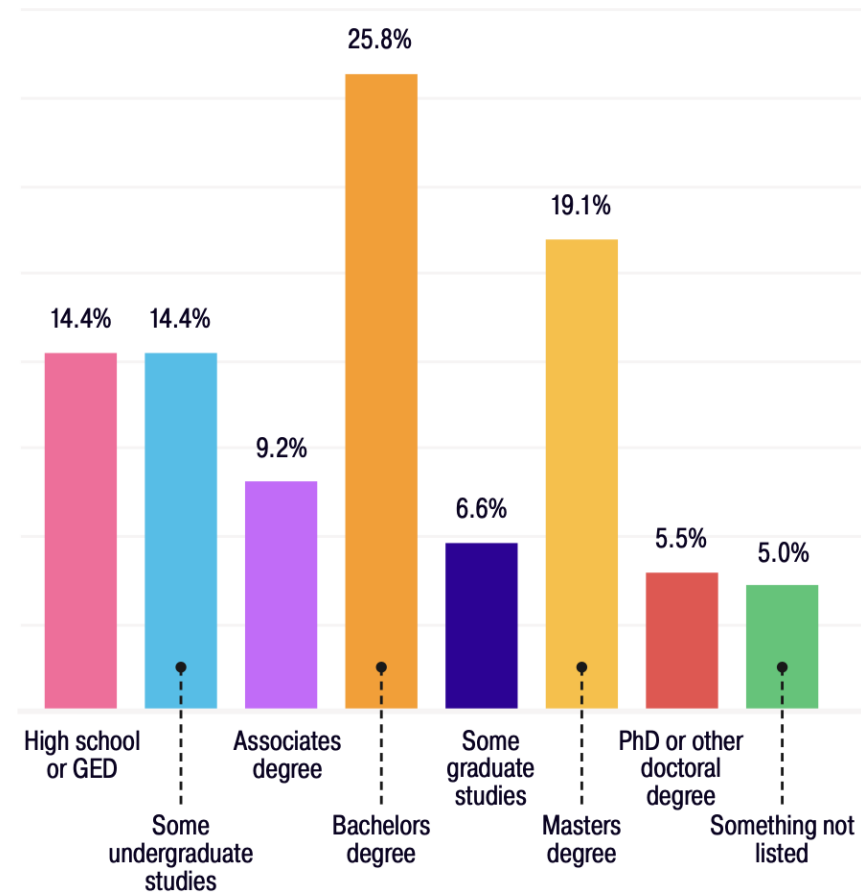
## Which disabilities or chronic conditions do you live with?

(2,443 participants)



# Education

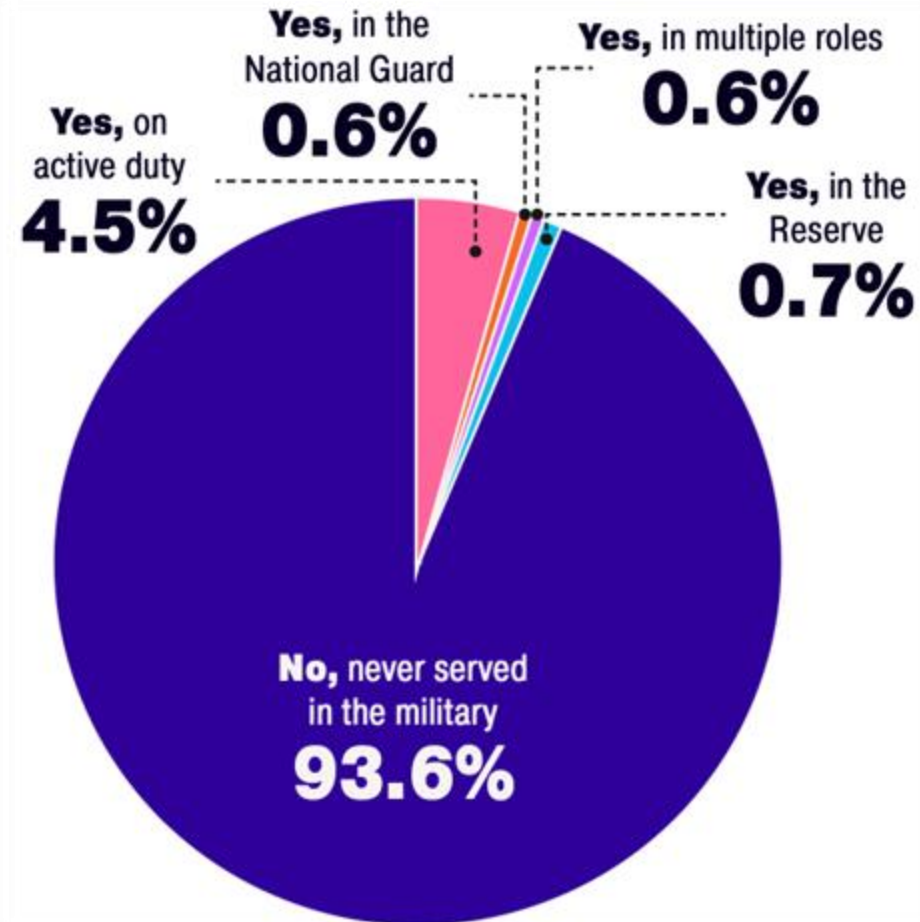
**What is the highest level of education you have completed?**  
(6,139 participants)



# Military service

**Have you ever served in the  
United States military?**

(5,553 participants)

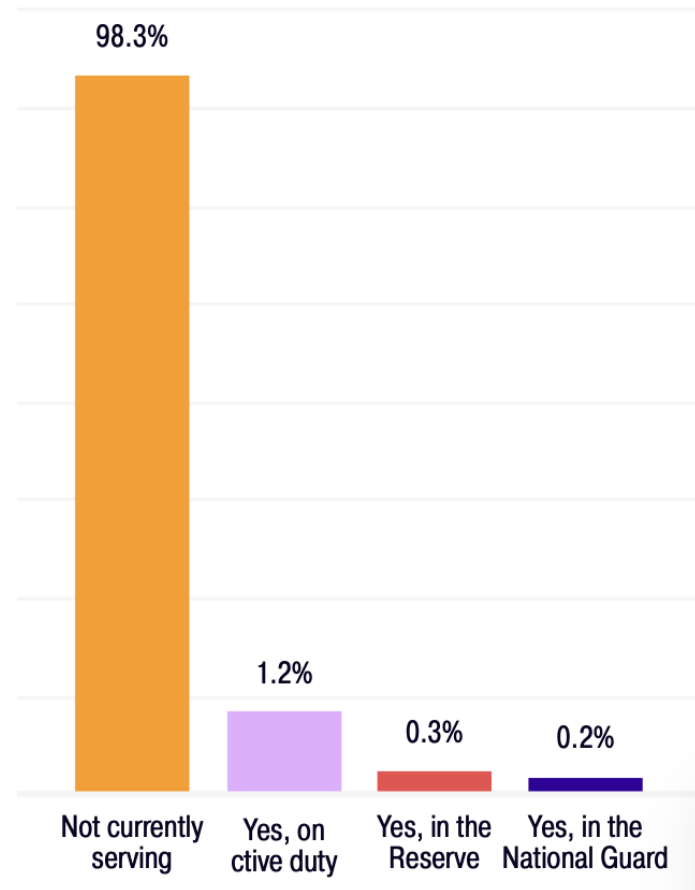




# Military service

Are you currently serving in the  
United States military?

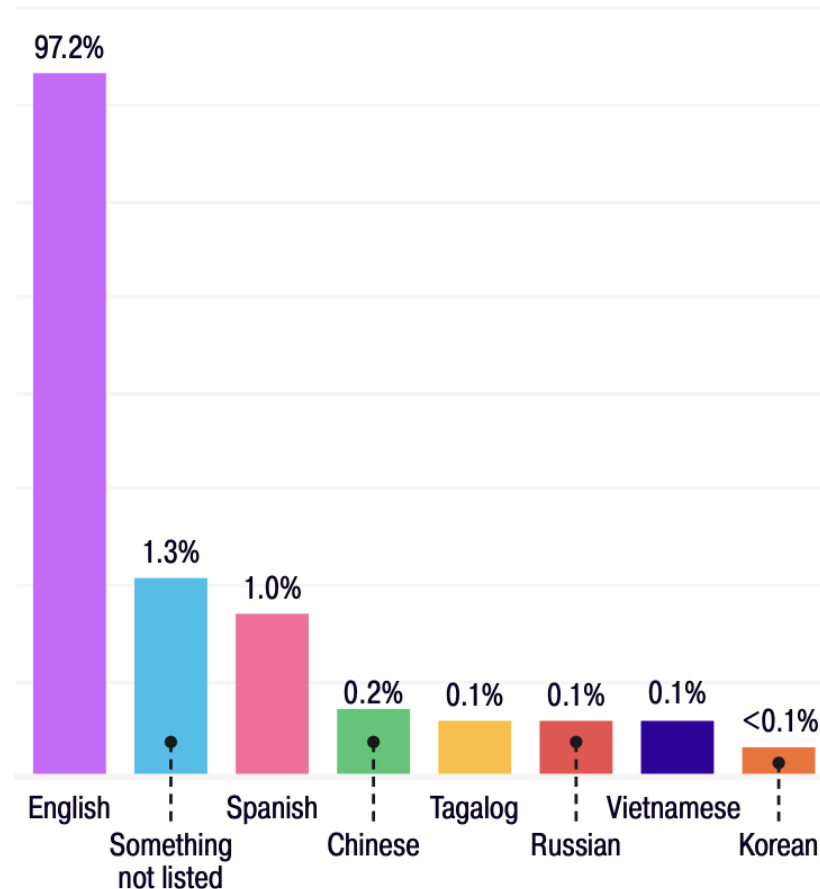
(5,521 participants)



4.9% of participants  
are military veterans

# Language at home

**What language do you primarily use at home?**  
(6,145 participants)



# Living in Washington

# Top things liked

- Main themes:
  - Community (29.0%)
  - Acceptance (23.1%)
  - Legal protections (14.9%)
  - Natural environment (8.0%)
  - Safety (7.3%)
  - Politics (6.9%)
  - Healthcare (6.6%)
  - Locations and sense of place (4.5%)
- Complete table of themes, subthemes, and quotes is in the report

**What are the top three things you like most about living in the state of Washington as an LGBTQ+ person?**

(Random selection of 1,900 participants)

# LGBTQ+ Resources and Policies

# Availability of resources

Which best describes how available LGBTQ+ resources are to you in Washington?

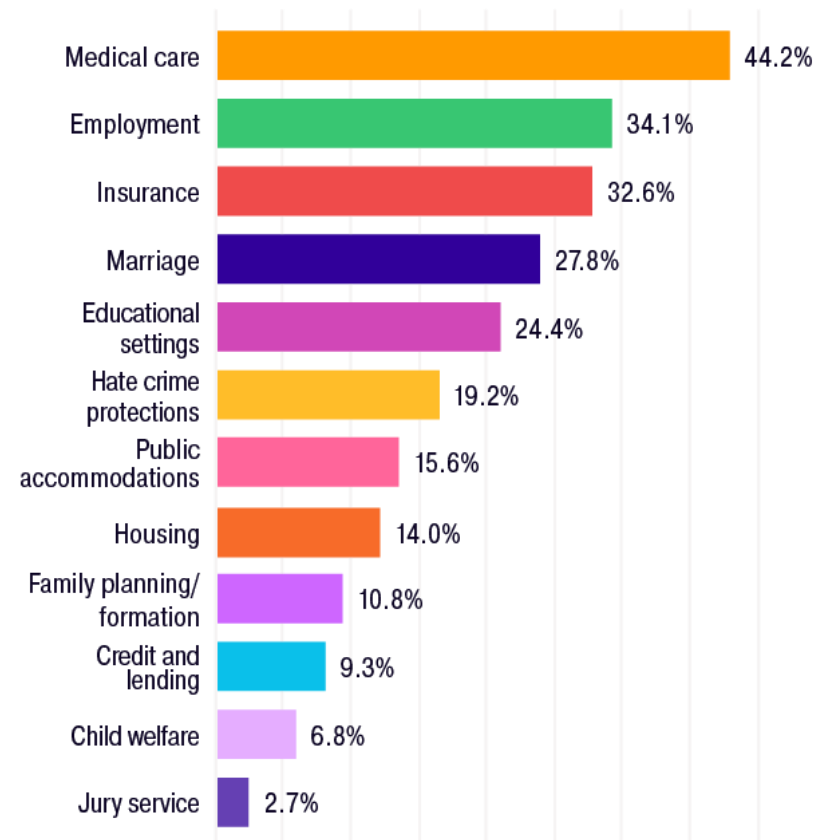
(6,648 participants)



# Policies and protections

Have you benefited from Washington policies or legal protections for LGBTQ+ people in the following contexts?

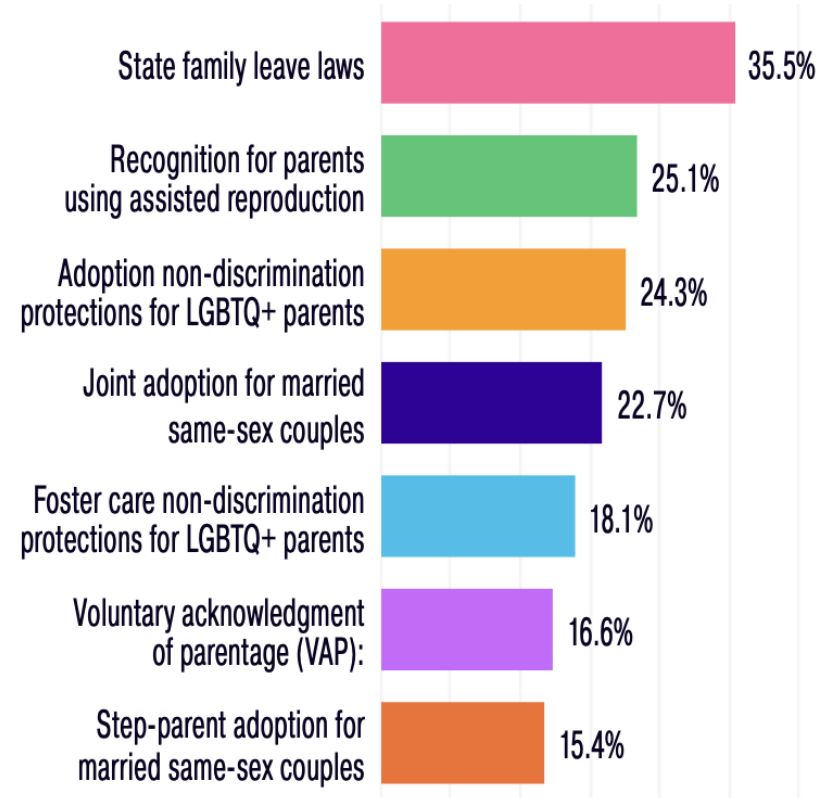
(6,607 participants)



# Family planning policies

**Of the 10.8% of participants who benefited from family planning policies, these were the top policies they benefited from:**

(714 participants)






# Education, hate crimes, medicine

Of the 24.4% of participants who benefited from educational setting policies/protections, these were the top policies they benefited from:  
(1,369 participants)

Of the 19.2% of participants who benefited from hate crime policies/protections, these were the top policies they benefited from:  
(1,048 participants)

Of the 44.2% of participants who benefited from medical care policies/protections, these were the top policies they benefited from:  
(2,292 participants)



# Attitudinal effects of policies

**To what extent do you believe these state policies and legal protections have improved attitudes of the general public toward LGBTQ+ Washingtonians?**

(6,490 participants)

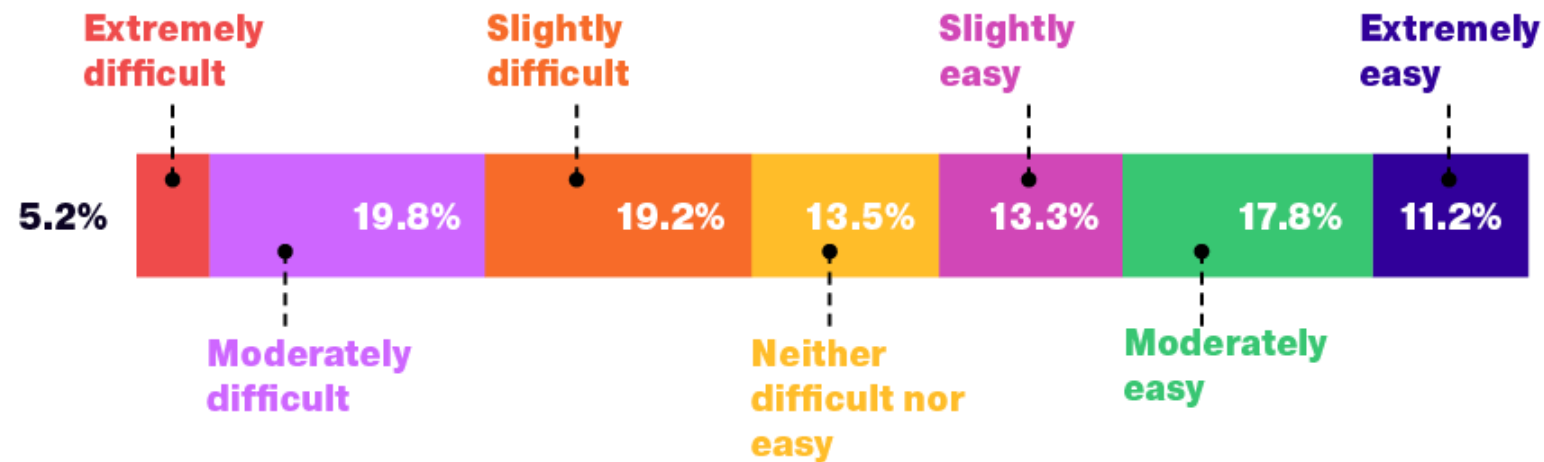


# Experiences with Gender-Affirming Legal Processes

# Birth certificate change

How was your experience changing the sex or gender on your birth certificate while living in Washington?

(734 participants)



# Driver's license change

How was your experience changing your sex or gender on your driver's license while living in Washington?

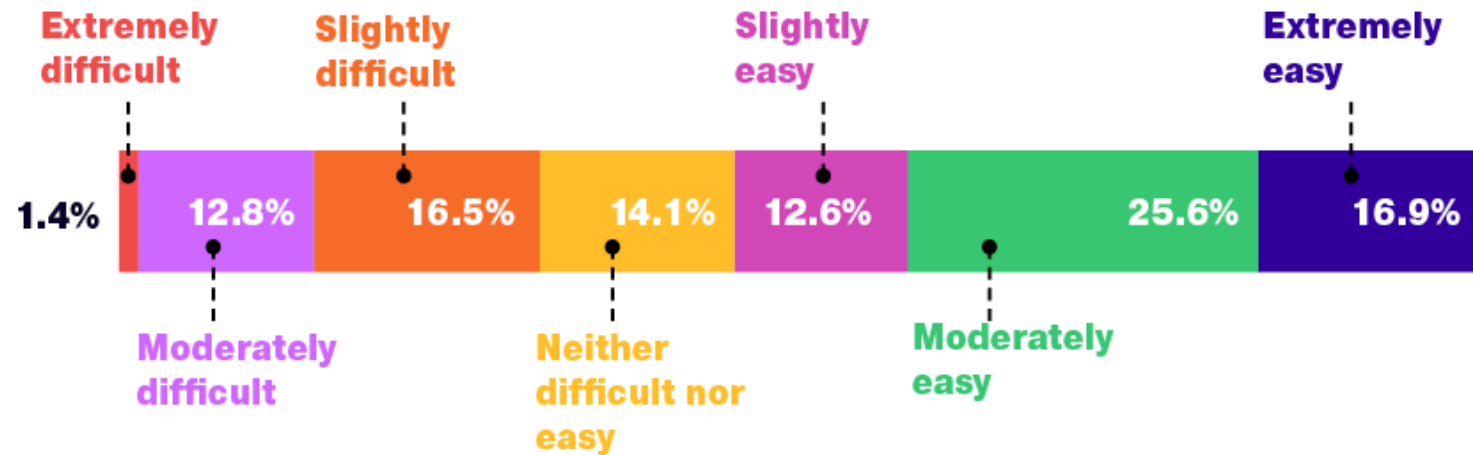
(1,188 participants)



# Legal name change

How was your experience changing your legal name while living in Washington?

(1,390 participants)



# Suggestions for Policy Improvements

# How WA government can help

**What would you like to see the Washington state government do to help LGBTQ+ people who live in Washington?**

(5,420 participants)

- Main themes:
  - Legislation, legal protections (22.6%)
  - Healthcare (17.1%)
  - Federal issues (9.5%)
  - Education (9.3%)
  - Housing (6.8%)
  - Community (6.8%)
  - Representation/visibility (5.7%)
  - Public funds (4.5%)
  - Regional issues (4.0%)
  - Employment (3.6%)
  - Law enforcement (2.1%)
  - Aging and elder care (1.8%)
  - Parenting/youth (1.6%)
  - Anti-trans stances (0.7%)
  - Judicial issues (0.5%)
  - Taxes (0.3%)
  - Other feedback (3.1%)



# How WA government can help

**What would you like to see the Washington state government do to help LGBTQ+ people who live in Washington?**

(5,420 participants)

<b>Legislation &amp; legal protections</b>	<b>22.6%</b>
Increase legal protections for LGBTQ+ people	5.2%
Increase legal protections for transgender people	3.3%
Improve/enforce anti-discrimination laws	2.6%
Protect people from hate crimes	2.3%
Remove barriers around name and gender marker changes	1.5%
Legal protections for same-sex marriage	1.2%
Add LGBTQ+ protections to state Constitution	0.9%
Require more gender-neutral bathrooms	0.9%
Enhance legal protections for LGBTQ+ minors	0.6%

# How WA government can help

<b>Healthcare</b>	<b>17.1%</b>
Remove barriers to gender-affirming care	5.1%
Improve mental health support	2.7%
Improve access to healthcare	2.6%
Expand insurance coverage	1.6%
Support accessible reproductive healthcare	1.0%
Ensure medical providers are educated about LGBTQ+ rights/issues	0.9%
Improve healthcare	0.8%
Make healthcare affordable	0.6%
Address LGBTQ+ discriminatory policies in healthcare	0.5%

# How WA government can help

<b>Federal issues</b>	<b>9.5%</b>
Protect LGBTQ+ people from the federal government	5.8%
Advocate for LGBTQ+ people at federal level	1.7%
Strengthen WA's position as a sanctuary state for LGBTQ+ people	1.5%
Support international human rights	0.4%
Enforce federal laws that protect LGBTQ+ people	0.1%

# How WA government can help

<b>Education</b>	<b>9.3%</b>
Promote LGBTQ-inclusive curriculum and debunking of misinformation in public schools	3.1%
Support LGBTQ+ students facing discrimination in schools (K-college)	1.9%
Support anti-bullying initiatives and protections	0.8%
Support more inclusive sex education	0.8%
Stop the banning of books with LGBTQ+ content	0.5%
Ensure educators are trained on LGBTQ+ rights and issues	0.4%
Increase public education on LGBTQ+ rights and reduce misinformation	0.4%

# How WA government can help

<b>Housing</b>	<b>6.8%</b>
Increase affordable housing	2.9%
Address homelessness	1.8%
Increase housing for at-risk youth	0.7%
Increase LGBTQ-inclusive housing	0.7%
Address housing issues in general	0.4%
Bolster protections for LGBTQ+ tenants	0.3%
Restrict short-term rentals (AirBnb, vrbo)	<0.1%

# How WA government can help

<b>Community</b>	<b>6.8%</b>
Increase support and resources for LGBTQ+ people	2.3%
Increase safe spaces for LGBTQ+ youth	1.1%
Increase resources for LGBTQ+ youth	0.8%
Have more public events for the LGBTQ+ community	0.7%
Increase support and resources for BIPOC LGBTQ+ people	0.4%
Address inclusion/discrimination in religious contexts	0.4%
Protect sports access for transgender people	0.3%
Increase safety for trans individuals	0.2%

# How WA government can help

<b>Representation/visibility</b>	<b>5.7%</b>
Publicly support LGBTQ+ communities	3.7%
Ensure representation of LGBTQ+ issues in state-sponsored campaigns	1.1%
Foster LGBTQ+ representation in local government	0.9%
<b>Public funds</b>	<b>4.5%</b>
Increase funding for resources in general	2.7%
Provide financial support for LGBTQ-serving and LGBTQ-owned businesses and nonprofits	1.0%
Support LGBTQ+ art and culture	0.6%
Fund DEI work/programs/organizations	0.1%
Reduce funding for businesses and organizations that are not inclusive	0.1%

# How WA government can help

<b>Regional issues</b>	<b>4.0%</b>
Improve LGBTQ+ visibility/resources/support in rural communities	1.6%
Increase resources for LGBTQ+ people in Eastern WA	1.1%
Improve safety and protections for LGBTQ+ people in Eastern WA	1.0%
Create LGBTQ+ centers outside of Seattle	0.2%



# How WA government can help

<b>Employment</b>	<b>3.6%</b>
Help LGBTQ+ people secure jobs	0.9%
Workplace equality for LGBTQ+ people	0.8%
Increase/Strengthen worker rights	0.7%
Mandatory LGBTQ+ training for government and private sector employees	0.5%
Protection and support for trans people in the workplace	0.2%
Support LGBTQ-owned and -affirming businesses	0.2%
Continue workplace DEI efforts	0.2%
Promote LGBTQ+ mentorship programs in the workplace	0.1%

# How WA government can help

<b>Law enforcement</b>	<b>2.1%</b>
Increased enforcement of laws regarding hate crimes	0.5%
Greater education and training for law enforcement	0.4%
Decrease funding for law enforcement	0.3%
Improve Police relationship with LGBTQ+	0.3%
Improve law enforcement protection of LGBTQ+ and BIPOC communities	0.1%
Increase law enforcement presence	0.1%
Establish community-based safety initiatives outside of law enforcement	0.1%
Prohibit law enforcement from affiliating with hate	0.1%
More justice	<0.1%
Reform law enforcement	<0.1%

# How WA government can help

<b>Aging and elder care</b>	<b>1.8%</b>
Increase resources and supportive spaces for LGBTQ+ seniors	1.3%
Support LGBTQ-inclusive senior housing	0.5%
<b>Parenting/youth</b>	<b>1.6%</b>
Remove barriers to adoption for LGBTQ+ people	1.0%
Discreet support for closeted youth/youth in unsafe situations	0.4%
Promote an LGBTQ-inclusive foster care system	0.1%

# Q&A

- In the room
- Online
- [Comment dashboard](#)

**Thank you!**